



## F-Series Timers

The Tempatron F-series timers are housed in a compact DIN48 square enclosure which can either panel mount or surface/DIN rail mount to a socket and are powered from a large choice of AC or DC power options. Time ranges from 1 second to 60 hours are available, adjustable through the calibrated front control knob, or these timers can be supplied for use with a remote potentiometer. Fixed time ranges can also be specified.

These timers offer many different timing functions together with accurate, long-term switching reliability and high current switching contacts.

The double pole or 3 pole changeover relay output contacts are isolated from the supply voltage and all timers (except TDD timers) have two LEDs to indicate both power and relay status.

### Models Available

**FB** Octal 8 Pin Timer (2 Pole)

**FT** 11 Pin Timer (2 Pole)

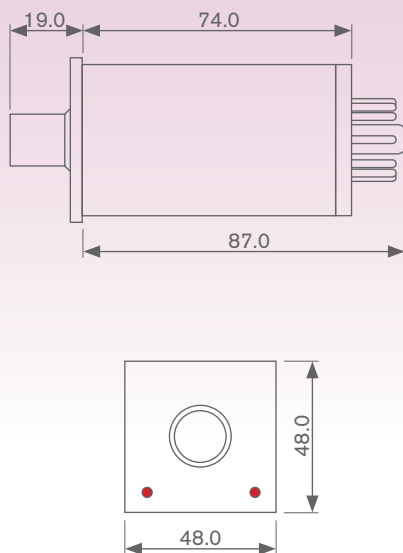
**F3T** 11 Pin Timer (3 Pole)

### Product Features

- Time ranges from 1 second to 60 hours
- Supply voltages from 12Vdc to 230Vac
- Octal 8 pin or 11 pin output
- Local or remote potentiometer options
- Fixed time range option
- Standard DIN48 square size
- Plug-in socket or panel mounting
- Panel fixing clamps available
- Plug-in sockets also available

## For timing control of machinery, systems and operational processes

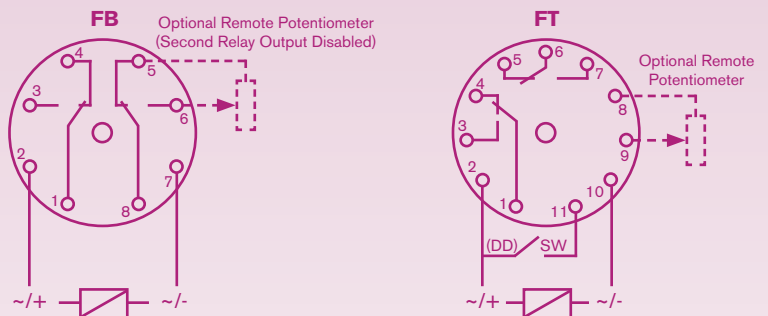
### Dimensions



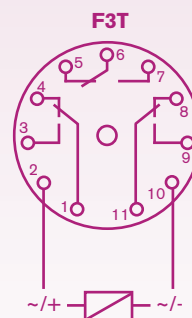
Panel cutout 45mm square (-0.0/+0.5)

All dimensions in mm

### Connections



FTDDP: SW across terminals 2 to 11  
FTDDN: SW across terminals 10 to 11



View on pins

**Ordering information**

Model	Code	Description
	FB	Octal 8 Pin Timer (2 Pole)
	FT	11 Pin Timer (2 Pole)
	F3T	11 Pin Timer (3 Pole)

Timing Function	Code	Description
	DE	Delay on Energise
	DDP	Delay on De-Energise - Positive Enabled (FT only)
	DDN	Delay on De-Energise - Negative Enabled (FT only)
	INT	Interval
	TDD	True Delay on De-Energise (F3T N/A)
	DC	Delayed Cycling (F3T N/A)
	IC	Immediate Cycling (F3T N/A)

Time Range (Twice for DC or IC Function)	Code	Description
	1S	0.05 to 1 second
	2S	0.1 to 2 seconds
	5S	0.25 to 5 seconds
	10S	0.5 to 10 seconds
	30S	1.5 to 30 seconds
	60S	3 to 60 seconds
	2M	0.1 to 2 minutes
	5M	0.25 to 5 minutes
	10M	0.5 to 10 minutes
	30M	1.5 to 30 minutes
	60M	3 to 60 minutes (N/A for DD & TDD)
	2H	0.1 to 2 hours (N/A for DD & TDD)
	5H	0.25 to 5 hours (N/A for DD & TDD)
	10H	0.5 to 10 hours (N/A for DD & TDD)
	30H	1.5 to 30 hours (N/A for DD & TDD)
	60H	3 to 60 hours (N/A for DD & TDD)

Potentiometer (Twice for DC or IC Function)	Code	Description
	LP	Local Potentiometer
	RP	Remote Potentiometer (N/A for F3T)
	FT	Factory Preset Fixed Time Range (specify)

Auxiliary Power	Code	Description
	12VDC	12Vdc (N/A for TDD)
	24VDC	24Vdc
	110VAC	110Vac
	230VAC	230Vac
	Other	Specify (subject to technical viability)

Options	Code	Description
	C1004	Panel Fixing Clamps
	CDSR08	Octal Rear Screw Panel Socket
	CDSR11	11 Pin Rear Screw Panel Socket
	S8P	Octal DIN Rail/Panel Mount Socket
	S11P	11 Pin DIN Rail/Panel Mount Socket

**Example** **FBDE10SLP230VAC**

Tempatron: Eltime House, Hall Road, Maldon, Essex, CM9 4NF UK.

# TEMPATRON

Tempatron Industrial Controls is a division of Eltime Ltd.

© Eltime Ltd. Tempatron F-Series Timers 04/2011

**Specification****Repeat Accuracy:**

- $\pm 1\%$  at constant ambient (20ms min.)
- Setting accuracy  $\pm 5\%$

**Power Supply Voltage:**

- 24V, 50V, 110V, 230Vac ( $\pm 15\%$ )
- 12V, 24V, 48V, 100Vdc ( $\pm 15\%$ )

**Minimum Supply Time (TDD only):**

- $(T_m + 50)$ ms
- where  $T_m$  = full range in seconds
- (minimum 3 seconds)

**Burden:**

- 2W or 4VA (20VA for TDD)

**Frequency:**

- 50/60Hz

**Relay Output:**

- 2 or 3 pole changeover contacts

**Contact Rating:**

- 10A at 240Vac/30Vdc (resistive)
- TDD: 5A at 240Vac/30Vdc (resistive)

**Electrical Contact Life:**

- 500,000 operations at 10A
- 200,000 operations at 5A (TDD)

**Mechanical Contact Life:**

- 50 million operations at 10A
- 10 million operations at 5A (TDD)

**Reset Time:**

- 100ms approx. (200ms for DC)

**Operating Temperature:**

- $-10^\circ\text{C}$  to  $60^\circ\text{C}$

**Enclosure Code:**

- Case IP40

**Weight:**

- 130g (TDD 150g)

**Markings:**

- CE marked (meets EN61010-1 low voltage and EN50081-1/50082-1 EMC directives)

Specification subject to change without notice.