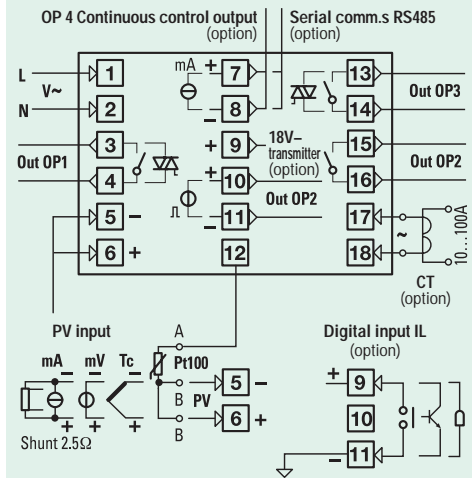


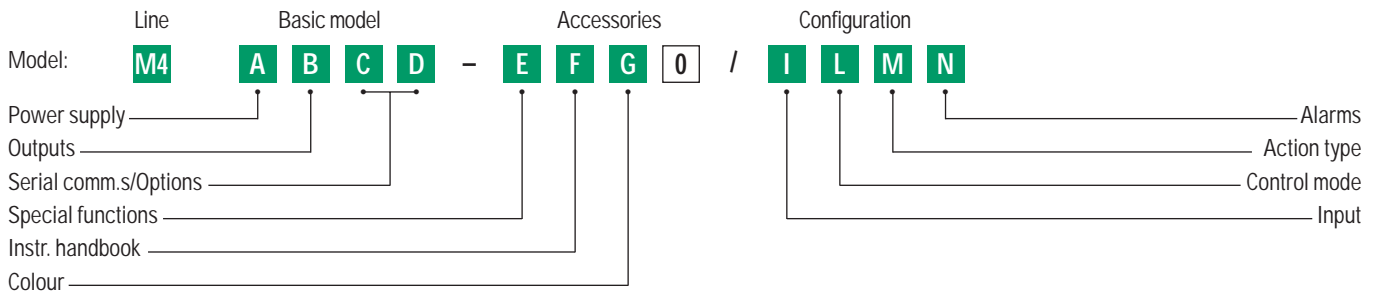
Technical data

Features at env. 25°C	Description	
Ser. com.s (opt.)	RS 485 isolated, Modbus/Jbus protocol 1200, 2400, 4800, 9600 bit/sec, two wires	
Aux. power sup.	+18V- ±20%, 30mA max for external transmitter supply	
Operational safety	Measure input	Detection of out of range, short circuit or sensor break with automatic activation of the safety strategies and alerts on display
	Control output	Safety value: 0...100%. (-100...100% for Heat/Cool mode) (user enabled/disabled).
	Parameters	A non volatile memory stores for unlimited time all the parameter values
	Password	A password protects the access to the instrument configuration
General characteristics	Power supply	100-240V~ (-15% +10%) 50/60Hz or 24V~(-25% +12%), 50/60Hz and 24V- (-15% +25%). Power consumption 1.6W max
	Safety	Compliance EN61010-1 (IEC 1010-1), installation class 2 (2500V), pollution class 2, class II instrument
	Electromagnetic compatibility	Compliance to the CE standards for industrial system and equipment
	Protection EN60529 (IEC 529)	IP65 front panel
	Overall dimensions	1/16 DIN - 48 x 48, depth 120 mm, weight 130g appr. Panel cut-out: 45 ^{+0.6} x 45 ^{+0.6} mm

Electrical wirings



Ordering codes



Power supply	A		
100-240V~ (-15% +10%)	3		
24V~ (-25% +12%) or 24V- (-15% +25%)	5		
Output OP1 (OP3)	B		
Relay-Relay	1		
Relay-Triac	2		
Triac-Relay	4		
Triac-Triac	5		
Serial comm.s/IL	C	D	
Options			
None	0	0	
Current Transformer input (CT)	0	3	
Not fitted	Transmitter power supply	0	6
	+ Continuous control output	0	7
	+ CT	0	8
	+ Cont. control output+ CT	0	9
RS 485 Modbus/Jbus protocol	None	5	0
	Transmitter power supply + CT	5	6
		5	8
Digital input	None	9	0
	CT	9	3
	Continuous control output	9	7
	Continuous control output + CT	9	9
Special functions	E		
Not fitted	0		
Start-up + Timer	2		
Instruction handbook	F		
Italian-English (std)	0		
French-English	1		
German-English	2		
Spanish-English	3		
Front case colour	G		
Dark (std)	0		
Beige	1		

Input type	Range scale	I
TR Pt100 IEC751	-99.9...300.0 °C -99.9...572.0 °F	0
TR Pt100 IEC751	-200...600 °C -328...1112 °F	1
TC L Fe-Const DIN43710	0...600 °C 32...1112 °F	2
TC J Fe-Cu45% Ni IEC584	0...600 °C 32...1112 °F	3
TC T Cu-CuNi	-200...400 °C -328...752 °F	4
TC K Chromel -Alumel IEC584	0...1200 °C 32...2192 °F	5
TC S Pt10%Rh-Pt IEC584	0...1600 °C 32...2912 °F	6
0...50mV linear	Engineering units	7
10...50mV linear	Engineering units	8
mV "Custom" scale	On request	9

Output configuration	L
P.I.D.	control OP1 / alarm AL2 on OP2
	control OP2 / alarm AL2 on OP1
On - Off	control OP1 / alarm AL2 on OP2
	control OP2 / alarm AL2 on OP1
Heat / Cool action	control OP1-OP3 / alarm AL2 on OP2
	control OP1-OP2 / alarm AL2 on OP3
	control OP2-OP3 / alarm AL2 on OP1

Single control action type	Heat/Cool double control action	M
Reverse	Linear cool	0
Direct	On-Off cool	1

AL2 type and function	N	
Disabled	0	
Sensor break	1	
Absolute	active high	2
	active low	3
		4
Deviation	active high	5
	active low	6
Band	active out	7
	active in	8
Heater break by CT (if present)	active during ON output state	9
	active during OFF output state	9

If not differently specified the controller will be supplied with standard version

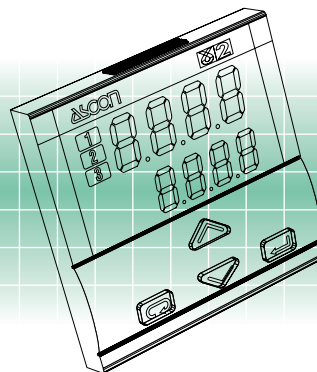


Model: M4 3100-0000

Temperature controller 1/16 DIN - 48 x 48 mm gamma**due**® series M4 line

Flexible, easy and complete


This 48x48 size controller of the gamma**due**® series, is suitable for a wide applications range. It performs Heat/Cool control and provides the auxiliary current transformer input. Easy configuration and simple operating mode are merged with the typical characteristics

of more complex devices like: autotune, IP65 front panel protection, serial communications, continuous control output, custom linearisation, transmitter power supply, Start-up and Timer special functions.



E

ISO 9001 Certified



ASCON spa

20021 Bollate - (Milano) Italy - Via Falzarego, 9/11 - Tel. +39 02 333 371 - Fax +39 02 350 4243
<http://www.ascon.it> e-mail info@ascon.it

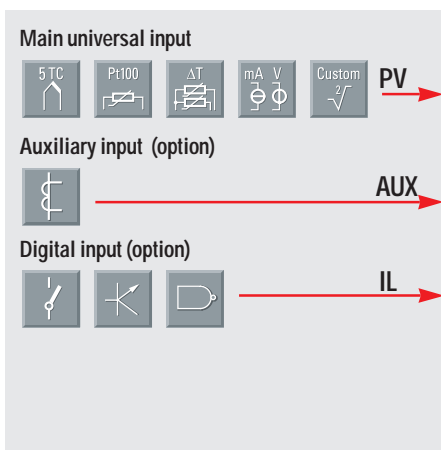
gammadue®

the right solution to your needs

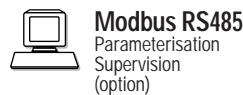
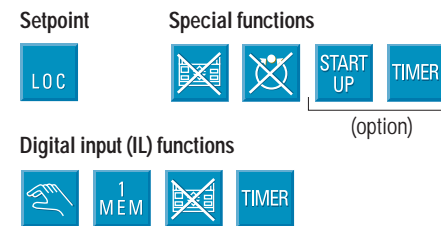
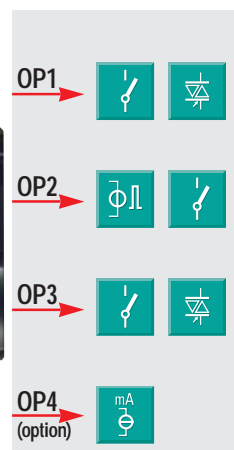


Your needs	Our solutions
Heaters failure	Heater break alarm with current transformer
Both heating and cooling functions	Heat/Cool double action
Easy replacement and quick start-up	Configuration by simple to use codes
Correct tuning for any condition	Automatic selection between two different tuning methods
Alarm signaling	Absolute and deviation alarms
Interfacing with other devices	Serial communications at 9600 baud Modbus/Jbus protocol, continuous retransmission output
Quick learning	Every model has the same operating mode
Ergonomic compatibility with other devices	Two colours: a light one and a dark one
Environmental protection	IP65 front panel protection (indoor, dust and water protection)
Easy to use	Ergonomic keypad, clear and complete display
Noise immunity	Electromagnetic compatibility
Universal input signals, linear as well as non-linear	Configurable input (TC, TR, mA, Volt and ΔT , infrared sensor, "custom" linearisation)
Costs reduction	Built-in Timer and Start-up functions
Reliability and safety	CE compatibility, ASCON is ISO 9001 certified, 3 years warranty
Technical support	Technical application assistance from ASCON sales and after sales service

Resources Operating mode



M4



	Control *	Alarms		
1 Single action	OP1	OP2	OP3	
2 Single action	OP2	OP1	OP3	
3 Double action	OP1 OP3	OP2		
4 Double action	OP1 OP2		OP3	
5 Double action	OP2 OP3	OP1		

* Each control output can be replaced by the OP4 continuous output

Technical data

Features at env. 25°C	Description			
Total configurability	From keyboard or serial communications, the user selects: type of input - associated functions and corresponding outputs - type of control algorithm - type of output and safe conditions - alarms type and functionality - control parameters values			
PV input (for signal ranges see table 1)	Common characteristics	A/D converter with 50.000 points Update measurement time : 0.2 sec Sampling time : 0.5 sec Input shift : + 60 digits Input filter : 1...30 sec (OFF= 0)		
	Accuracy	0.25% ± 1 digit (T/C and RTD) 0.1% ± 1 digit (mA and mV)	Between 100 and 240V ~ error is minimal	
	Resistance thermometer (for ΔT: R1+R2 must be <320Ω)	Pt100Ω at 0°C (IEC 751) °C/°F selectable	2 or 3 wire connection	Line: 20Ω max (3 wire) Thermal drift 0.1°C/10°C env. T. <0.1°C/10Ω line resist.
	Thermocouple	L, J, T, K, S (IEC 548) °C/°F selectable	Internal cold junction compensation	Line: 150Ω max Thermal drift <2μV/°C env. T. <0.5μV/10Ω line resist.
	DC input (current)	0/4...20mA with 2.5Ω ext. Shunt Rj > 10MΩ	Engineering units, floating decimal point, Low Range -999...9999	Input drift: <0.1% / 20°C env. T.
	DC input (voltage)	0/10...50mV, Rj > 10MΩ	High Range -999...9999 100 digits minimum	
Auxiliary input	CT current transformer	50 or 100mA input hardware selectable	Current visualization 10...100 A with 1A resolution and Heater break alarm	
Digital input (option)	The closure of the external contact produces any of the following actions	Auto/Man mode change, Stored Setpoint activation, keypad lock, Timer launch		
Operating modes	1 double action PID loop or ON/OFF with 1 or 2 alarms			
Control mode	Algorithm	P.I.D. with overshoot control or ON/OFF		
	Proport. band (P)	0.5...999.9%		
	Integral time (I)	0.1...100.0 min	OFF = 0	P.I.D. algorithm
	Derivative time (D)	0.01...10.00 min		
	Cycle time	1...200 sec.		
	Dead band	-10.0...10.0		
	Relative cool gain	0.1...10.0		For Heat/Cool mode
	Cool cycle time	1...200 sec.		
	Overshoot control	0.01...1.00		P.I.D. algorithm
High limit	100.0...10.0% (heat) -100.0...-10.0% (cool)		ON/OFF algorithm	
Hysteresis	0.1...10.0%			
OP1 output	SPST relay N.O., 2A/250V ~ for resistive load Triac, 1A/250V ~ for resistive load			
OP2 output	Logic not isolated: 5V-, ± 10%, 30mA max SPST relay N.O., 2A/250V ~ for resistive load			
OP3 output	SPST Relay N.O., 2A/250V ~ for resistive load Triac, 1A/250V ~ for resistive load			
OP4 (option) continuous control output	Galvanically isolated: 500V~/1min Resolution: 12bit (0.025%) Accuracy: 0.1%		In current 0/4...20mA 750Ω/15V max	
AL2-AL3 alarms	Hysteresis 0.1 ... 10.0% of range			
	Action	Active high	Action type	Deviation threshold ± range
		Active low		Band threshold 0...range
		Special functions	Sensor break, Heater break	
Setpoint	Local and stand-by selectable by keypad, digital input or serial communications			
	Up and down ramps	0.1...999.9 digit/min (OFF = 0)		
	Low limit	from low range to high limit		
One-shot Fuzzy-Tuning	Depending the process condition, the controller applies the best method	Step response		
		Natural frequency		
Auto/Man Station	Standard with bumpless function, by keypad, digital input or serial communications			

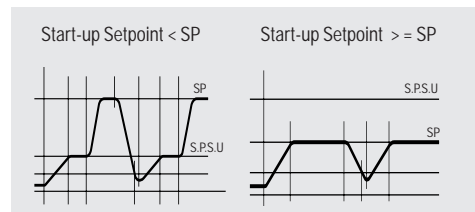
Input type	Scale range
RTD	-99.9...300.0 °C
	-99.9...572.0 °F
Pt100Ω a 0°C	-200...600 °C
	-328...1112 °F
T/C type L	0...600 °C
Fe-Const.	32...1112 °F
T/C type J	0...600 °C
Fe-Cu 45% Ni	32...1112 °F
T/C type T	-200...400 °C
Cu - CuNi	-328...752 °F
T/C type K	0...1200 °C
Cromel Alemel	32...2192 °F
T/C type S	0...1600 °C
Pt10%Rh-Pt	32...2912 °F
0/4...20 mA	Configurable engineering units
0/10...50 mV	
mV Custom scale	On request

Table 1 : PV input

Special functions

To improve the instrument performances and to reduce the wiring and installation costs, two special functions are available:

- Start-up



- Timer



The use of these functions avoids the additional devices installation (e.g. external timer), therefore allows a significant costs reduction.

Moreover there are:

- **Keypad lock/unlock** function, to avoid wrong operator actions
- **Outputs lock/unlock** function, at any moment it is possible to stop the control action, but not the process variable display, without switching-off the power supply.